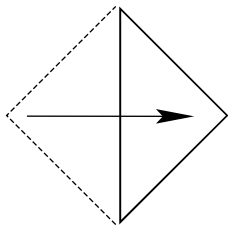


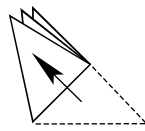
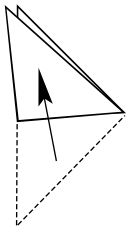
An AFFECTED PROVINCIAL'S SUPPLEMENTAL:
Pocket Square Folds

❖ No. 1: *The* THREE-POINT PEAK ❖

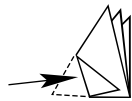
(A somewhat prickly, white-knuckled fold. Ideal for cotton or linen pocket squares.)



- a) Fold the square in half, diagonally.
Iron the fold, if you like.



- b) Fold the resulting triangle twice, as shown.
Each point should be equally offset from one another.
Iron the folds, if you like.



- c) Fold up the excess material.
Do not iron—fullness keeps it secure in pocket.



- d) Place into pocket and adjust.

Whimsy wishes he could say otherwise, but he cannot claim in any way to be the originator of this fold. Nevertheless, he is proud to act as its steward, and hopes you might wear it in good health. Enjoy!